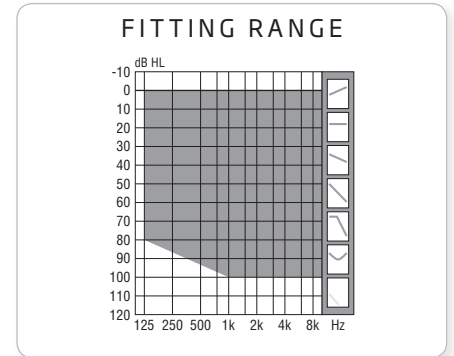


PRODUCT INFORMATION OTICON ALTA2 PRO Ti

Oticon Alta2 Pro Ti is built on the new Inium Sense platform. Alta2 Pro Ti provides its users with premium listening performance and can be adjusted to the individual's listening preferences. The new VAC+ rationale is personalized to the client's perception of soft sounds. Alta2 Pro Ti also has new dedicated programs to support difficult listening situations.

Tinnitus SoundSupport™ - an integrated sound generator - can be enabled as part of a tinnitus management program to provide tinnitus relief. The Alta2 Pro Ti is available in BTE, RITE and the new compact miniRITE style, which sits even more discreetly on the ear.



Soft Speech Booster

Soft Speech Booster is a feature of VAC+ that provides increased levels of soft gain at high frequencies. The feature enhances the details of soft speech signals and is adapted to clients' individual needs and preferences for soft sounds and soft speech. The new soft sound perception trimmer in Genie adjusts how the soft gain provided by Soft Speech Booster is delivered to each client.

Speech Guard E

Speech Guard is a signal processing system that preserves speech dynamics and speech patterns, as these are important and essential information for the auditory system. Speech Guard E is optimized to better line up with the dynamic range of speech in order to preserve more of the speech cues.

Speech Guard E maintains audibility, prevents discomfort and safeguards speech envelopes by combining the advantages of both fast- and slow-acting compression.

YouMatic Premium

YouMatic is a personal automatic system programmed to the client's individual needs and sound preferences. YouMatic controls the sound processing across multiple environments by adjusting the response, directionality, noise management, transient management and compression.

Tinnitus SoundSupport™

Tinnitus SoundSupport provides flexibility to suit clients' preferences with a wide range of sound options including ocean-like sounds along with broadband sounds (white, pink & red). "Shaped to audiogram" is a personalized sound option based on the client's audiogram and provides a simple starting point.

Family Features

- Speech Guard E
- Tinnitus SoundSupport™
- Binaural Noise Management
- Spatial Sound Premium
- Binaural Processing
- Binaural Synchronization
- Binaural PB Coordination
- YouMatic Premium
- Soft Speech Booster
- Voice Aligned Compression (VAC+)
- Fitting Bandwidth 10 kHz
- Inium feedback shield
- Free Focus Premium
- Life Learning
- Activity Analyzer
- T-coil
- AutoPhone Program
- Power Bass (streaming)
- Music Widening (streaming)
- TriState Noise Management
- Transient Management
- Multi-band Adaptive Directionality
- NAL-NL1, NAL-NL2 and DSL v5.0a m[i/o]
- Flexible miniFit receiver system
- ConnectLine and Remote Control
- DA1 input and FM option
- In-situ audiometry (Genie)

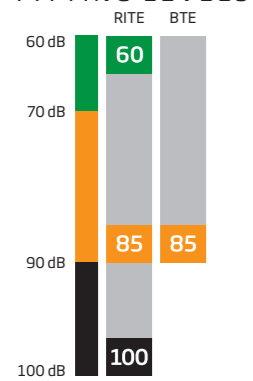


PRODUCT OVERVIEW

ACCESSORIES

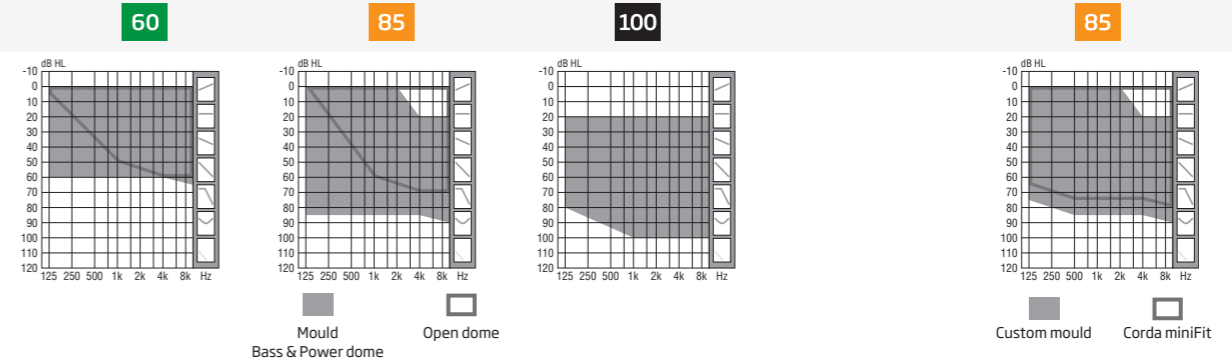
Accessories	Type/info	Use with
Tamper resistant battery drawer	Available in 7 colors Available in 8 colors	RITE, BTE13 miniRITE
DAI adaptor	AP900	BTE13 and RITE
Dedicated FM receiver	Amigo R12	BTE13 and RITE
FM adaptor	FM 9 Compatible with Amigo R2 and other universal receivers	BTE13

FITTING LEVELS



RITE STYLES

BTE STYLES



OSPL90 (peak)	Ear simulator	115 dB SPL	127 dB SPL	132 dB SPL	126 dB SPL
	2cc coupler	105 dB SPL	118 dB SPL	124 dB SPL	117 dB SPL
Full-on gain (peak)	Ear simulator	46 dB	65 dB	66 dB	61 dB
	2cc coupler	35 dB	55 dB	57 dB	51 dB
Tinnitus SoundSupport output (max)*	2cc coupler	90 dB(A) SPL	90 dB(A) SPL	90 dB(A) SPL	90 dB(A) SPL

* When the sound signal can exceed 80 dB(A) SPL, instructions must be provided to the patient regarding maximum wearing time. See instruction for use.



	miniRITE	RITE	BTE13
Battery size	312	312	13
Fitting levels	60 85 100	60 85 100	85
Battery life (h)**	80-110	80-110	150-190
Wireless	■	■	■
Directional	■	■	■
Program control	■	■	■
Volume control	■	■	■
Telecoil	■	■	■
AutoPhone	■	■	■
Connectline compatible / Remote Control compatible	■	■	■
FM compatible	■	■	■
Optional programming interface, cable #3	FlexConnect	Programming shoe	Programming shoe

■ Default
 ○ Option

** Real usage battery life is shown as an estimated interval based on measurements with variable amplification settings and variable input levels.

PRODUCT OVERVIEW

GENERAL FITTING

Oticon Alta2 Pro Ti instruments are programmed using the Genie 2015.1 fitting software or higher compatible with NOAH 3 or higher.

Cabled fitting

Use programming cable #3.

Wireless fitting - FittingLINK

FittingLINK provides a wireless link (Bluetooth) between the PC and one or two wireless enabled hearing instruments. In addition FittingLINK can be used via a USB cable connected to the PC.

miniRITE & RITE

Receiver unit	Must use miniFit receivers. Select between three receiver types with different output performance, labeled according to fitting capabilities: 60, 85 and 100. 60, 85 lengths 0-5 100 lengths 1-5	Receiver wire	Separate wires connect Power Receiver molds (100) to the instruments, available in lengths 1-5.
		Receiver connector to instrument	Type C1 (marked on packaging).
		ProWax miniFit	miniFit receivers 60, 85 and 100
		ProWax	Power Receiver mold Micro mold LiteTip

BTE

Sound hook	Interchangeable standard.
Damper	Damping plug available for BTE13 85 .
Thin tubes	Corda miniFit (0.9 mm tube) for BTE13 85 . Thin tubes are available in lengths -1-4. Style specific adapters must be used when connecting thin tubes.
ProWax	Micro mold LiteTip

RITE & BTE STYLES

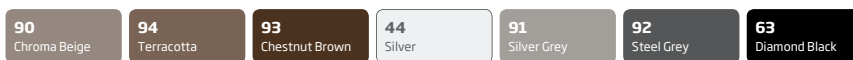
Ear pieces	All miniFit receivers and Corda miniFit tubes must use miniFit ear pieces.	Type	Sizes
	LiteTip and micro mold (requires taking an impression).	Open dome Power dome Bass dome, single vent Bass dome, double vent Grip Tip, no vent Grip Tip, large vent	6, 8, 10 mm 6, 8, 10, 12 mm 6, 8, 10, 12 mm 6, 8, 10, 12 mm S & L S & L

Features	Oticon Alta2 Pro Ti
Fitting formulas	VAC+, NAL, DSL
Speech Guard E	Yes
Spatial Noise Management	Yes
Spatial Sound	Premium
Binaural Processing (compression)	Yes
Binaural Synchronisation (automatics)	Yes
Binaural Coordination (PB operations)	Yes
YouMatic	Premium
Soft Speech Booster	Yes
Transient Management	Yes
Fitting Bandwidth*	10 kHz
Inium feedback shield	Yes
Free Focus	Premium
Back dir	Yes
Artificial Intelligence	Premium [+]
Power Bass	Yes
Music Widening	Yes
Special Purpose programs (music, lecture etc.)	Yes
Learning	Yes
Fitting Bands	10
Frequency channels	16
Tinnitus SoundSupport	Yes

*) Bandwidth accessible for gain adjustments during fitting

COLOR SELECTION

RITE & BTE STYLES



ADDITIONAL COLORS

miniRITE



POWER RECEIVER MOLDS



06
Clear

miniRITE 60 OTICON ALTA2 PRO TI

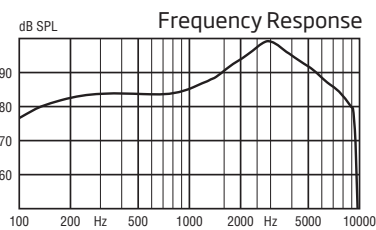
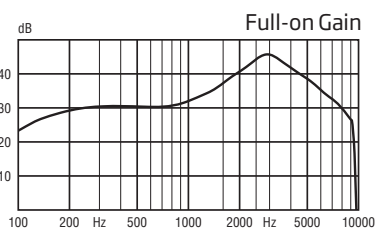
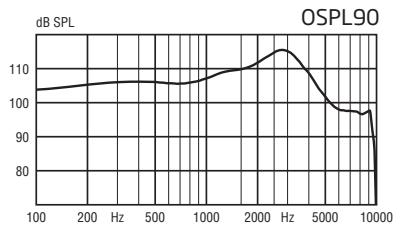


Scale 1:1

Technical information
Omnidirectional mode is used unless otherwise stated.

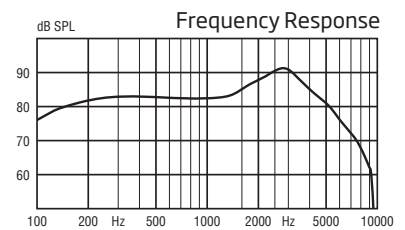
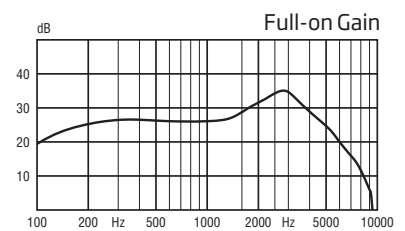
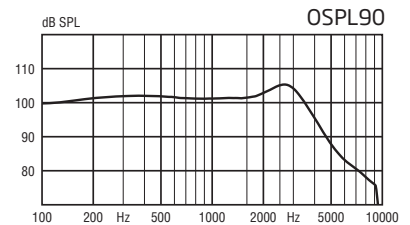
EAR SIMULATOR

Measured according to IEC 60118-0 (1983) and 60711 (1981) and DIN 45605.



2CC COUPLER

Measured according to ANSI S3.22 (2003) and S3.7 (1995), IEC 60118-7 (2005) and IEC 60318-5 (2006).



60

OSPL90	Peak	115 dB SPL	105 dB SPL
	1600 Hz	110 dB SPL	101 dB SPL
	Average	108 dB SPL	103 dB SPL
Full-on gain	Peak	46 dB	35 dB
	1600 Hz	37 dB	29 dB
	Average	34 dB	30 dB
Reference test gain		30 dB	26 dB
Frequency range		100-9500 Hz	100-8300 Hz
Telecoil output (1600 Hz)	1 mA/m field	-	-
	10 mA/m field	-	-
	SPLITS L/R	-	-
Total harmonic distortion (Input 70 dB SPL)	500 Hz	<2%	<2%
	800 Hz	<2%	<2%
	1600 Hz	<2%	<2%
Equivalent input noise level (A)	Omni	21 dB SPL	16 dB SPL
	Dir	29 dB SPL	24 dB SPL
Battery consumption	Quiescent	1.0 mA	1.0 mA
	Typical	1.1 mA	1.3 mA

Battery life, calculated, hours*

130

Size 312 (IEC PR41)

IRIL (IEC 60118-13-2011)

800/1400/2000 MHz: 43/26/18 dB SPL

* Based on the standardized battery consumption measurement (IEC 60118-0.) The actual battery life depends on battery quality, use pattern, active feature set, hearing loss and sound environment

miniRITE 85 OTICON ALTA2 PRO TI

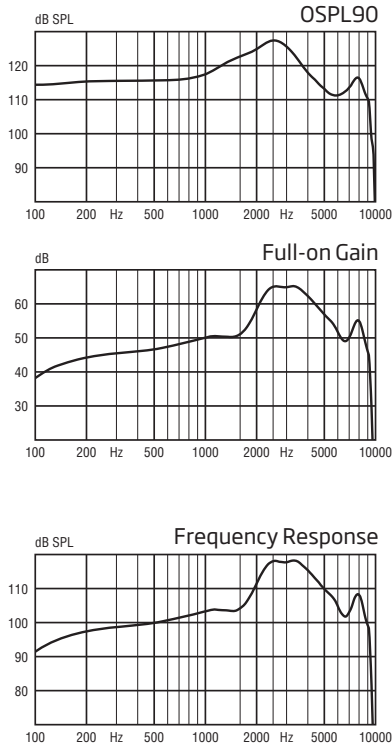


Scale 1:1

Technical information
Omnidirectional mode is used unless otherwise stated.

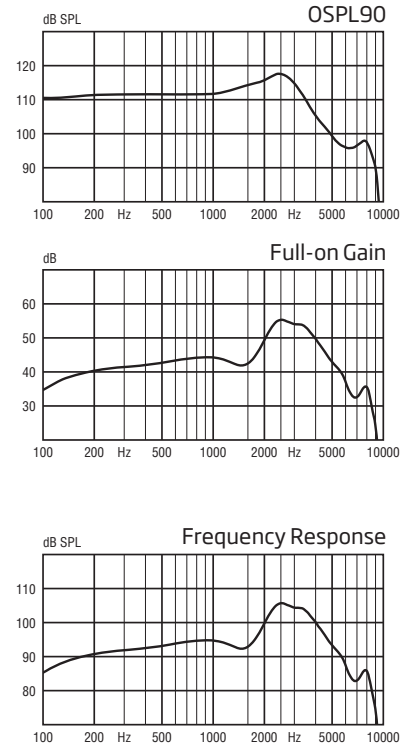
EAR SIMULATOR

Measured according to IEC 60118-0 (1983) and 60711 (1981) and DIN 45605.



2CC COUPLER

Measured according to ANSI S3.22 (2003) and S3.7 (1995), IEC 60118-7 (2005) and IEC 60318-5 (2006).



85

OSPL90	Peak	127 dB SPL	118 dB SPL
	1600 Hz	123 dB SPL	114 dB SPL
	Average	119 dB SPL	114 dB SPL
Full-on gain	Peak	65 dB	55 dB
	1600 Hz	51 dB	43 dB
	Average	52 dB	47 dB
Reference test gain		44 dB	38 dB
Frequency range		100-9500 Hz	100-8700 Hz
Telecoil output (1600 Hz)	1 mA/m field	-	-
	10 mA/m field	-	-
	SPLITS L/R	-	-
Total harmonic distortion (Input 70 dB SPL)	500 Hz	< 2 %	< 2 %
	800 Hz	2.4 %	< 2 %
	1600 Hz	< 2 %	< 2 %
Equivalent input noise level (A)	Omni	25 dB SPL	18 dB SPL
	Dir	33 dB SPL	25 dB SPL
Battery consumption	Quiescent	1.0 mA	1.0 mA
	Typical	1.1 mA	1.2 mA

Battery life, calculated, hours*

130

Size 312 (IEC PR41)

IRIL (IEC 60118-13-2011)

800/1400/2000 MHz: 45/30/25 dB SPL

* Based on the standardized battery consumption measurement (IEC 60118-0.) The actual battery life depends on battery quality, use pattern, active feature set, hearing loss and sound environment

miniRITE 100 OTICON ALTA2 PRO TI



Scale 1:1

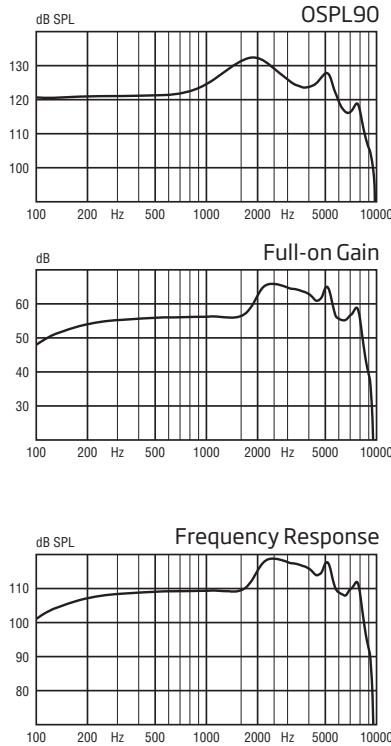
Technical information
Omnidirectional mode is used unless otherwise stated.

Warning to the instrument dispenser

The maximum output capability of the hearing instrument may exceed 132 dB SPL (IEC 711). Special care should be exercised in selecting and fitting the instrument as there may be risk of impairing the remaining hearing of the hearing instrument user.

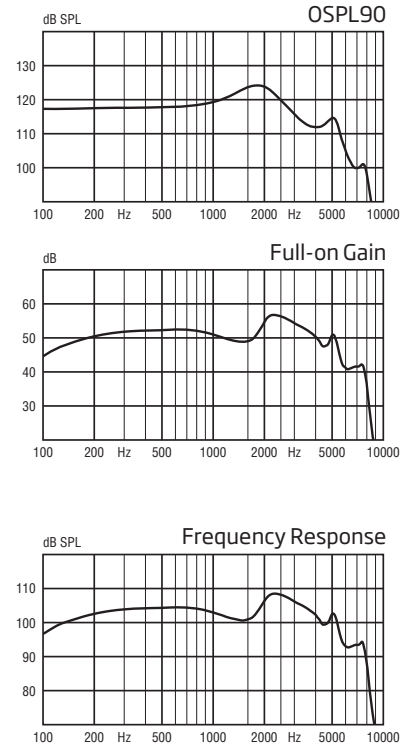
EAR SIMULATOR

Measured according to IEC 60118-0 (1983) and 60711 (1981) and DIN 45605.



2CC COUPLER

Measured according to ANSI S3.22 (2003) and S3.7 (1995), IEC 60118-7 (2005) and IEC 60318-5 (2006).



100

OSPL90	Peak	132 dB SPL	124 dB SPL
	1600 Hz	131 dB SPL	124 dB SPL
	Average	126 dB SPL	121 dB SPL
Full-on gain	Peak	66 dB	57 dB
	1600 Hz	56 dB	49 dB
	Average	58 dB	52 dB
Reference test gain		50 dB	44 dB
Frequency range		100-8700 Hz	100-8100 Hz
Telecoil output (1600 Hz)	1 mA/m field	-	-
	10 mA/m field	-	-
	SPLITS L/R	-	-
Total harmonic distortion (Input 70 dB SPL)	500 Hz	2.5 %	<2 %
	800 Hz	<2 %	<2 %
	1600 Hz	<2 %	<2 %
Equivalent input noise level (A)	Omni	22 dB SPL	16 dB SPL
	Dir	30 dB SPL	25 dB SPL
Battery consumption	Quiescent	1.0 mA	1.0 mA
	Typical	1.1 mA	1.3 mA

Battery life, calculated, hours*

130

Size 312 (IEC PR41)

IRIL (IEC 60118-13-2011)

800/1400/2000 MHz: 46/28/23 dB SPL

* Based on the standardized battery consumption measurement (IEC 60118-0.) The actual battery life depends on battery quality, use pattern, active feature set, hearing loss and sound environment

RITE 60 OTICON ALTA2 PRO TI

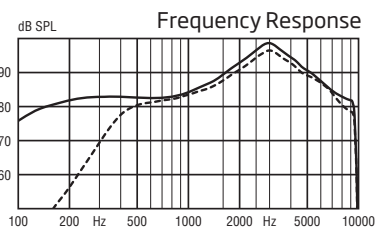
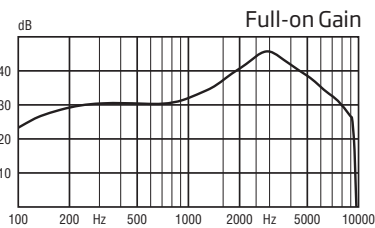
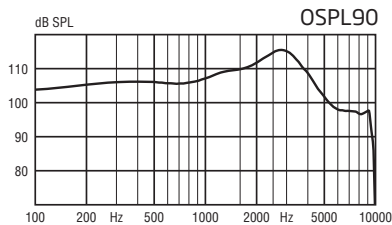


Scale 1:1

Technical information
Omnidirectional mode is used unless otherwise stated.

EAR SIMULATOR

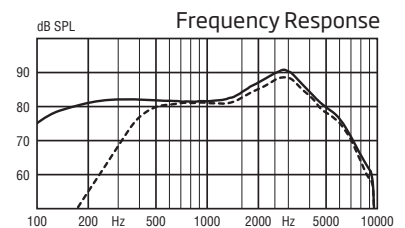
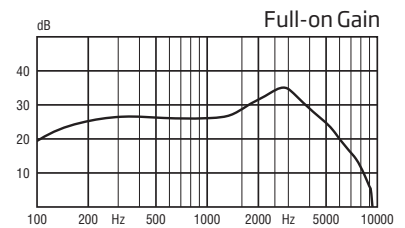
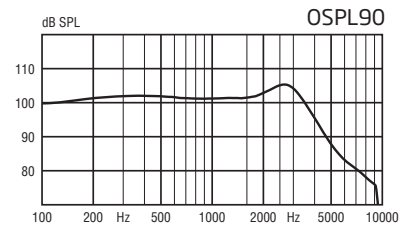
Measured according to IEC 60118-0 (1983) and 60711 (1981) and DIN 45605.



— Acoustic input: 60 dB SPL
- - - Magnetic input: 31.6 mA/m

2CC COUPLER

Measured according to ANSI S3.22 (2003) and S3.7 (1995), IEC 60118-7 (2005) and IEC 60318-5 (2006).



— Acoustic input: 60 dB SPL
- - - Magnetic input: 31.6 mA/m

60

OSPL90	Peak	115 dB SPL	105 dB SPL
	1600 Hz	110 dB SPL	101 dB SPL
	Average	108 dB SPL	103 dB SPL
Full-on gain	Peak	46 dB	35 dB
	1600 Hz	37 dB	29 dB
	Average	34 dB	30 dB
Reference test gain		30 dB	26 dB
Frequency range		100-9500 Hz	100-8300 Hz
Telecoil output (1600 Hz)	1 mA/m field	65 dB SPL	-
	10 mA/m field	85 dB SPL	-
	SPLITS L/R	-	82/82 dB SPL
Total harmonic distortion (Input 70 dB SPL)	500 Hz	<2%	<2%
	800 Hz	<2%	<2%
	1600 Hz	<2%	<2%
Equivalent input noise level (A)	Omni	21 dB SPL	16 dB SPL
	Dir	29 dB SPL	24 dB SPL
Battery consumption	Quiescent	1.0 mA	1.0 mA
	Typical	1.1 mA	1.3 mA

Battery life, calculated, hours*

130

Size 312 (IEC PR41)

IRIL (IEC 60118-13-2011)

800/1400/2000 MHz: 27/46/51 dB SPL

* Based on the standardized battery consumption measurement (IEC 60118-0). The actual battery life depends on battery quality, use pattern, active feature set, hearing loss and sound environment

RITE 85 OTICON ALTA2 PRO TI



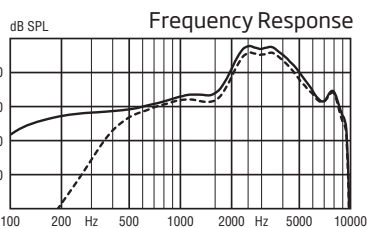
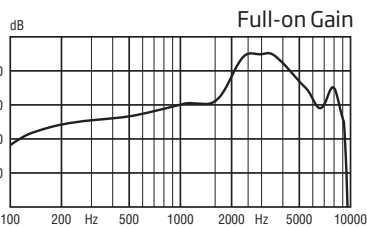
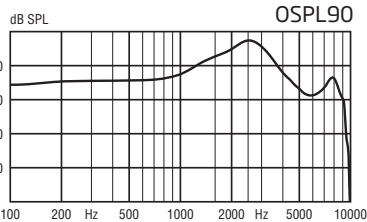
Scale 1:1

Technical information
Omnidirectional mode is used unless otherwise stated.

85

EAR SIMULATOR

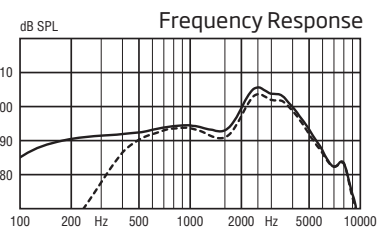
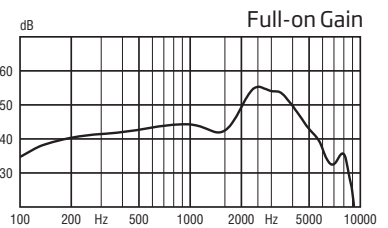
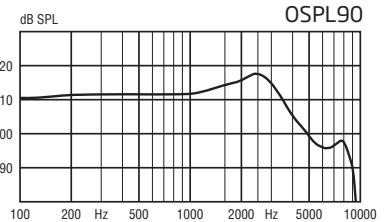
Measured according to IEC 60118-0 (1983) and 60711 (1981) and DIN 45605.



— Acoustic input: 60 dB SPL
- - - Magnetic input: 31.6 mA/m

2CC COUPLER

Measured according to ANSI S3.22 (2003) and S3.7 (1995), IEC 60118-7 (2005) and IEC 60318-5 (2006).



— Acoustic input: 60 dB SPL
- - - Magnetic input: 31.6 mA/m

OSPL90	Peak	127 dB SPL	118 dB SPL
	1600 Hz	123 dB SPL	114 dB SPL
	Average	119 dB SPL	114 dB SPL
Full-on gain	Peak	65 dB	55 dB
	1600 Hz	51 dB	43 dB
	Average	52 dB	47 dB
Reference test gain		44 dB	38 dB
Frequency range		100-9500 Hz	100-8700 Hz
Telecoil output (1600 Hz)	1 mA/m field	79 dB SPL	-
	10 mA/m field	99 dB SPL	-
	SPLITS L/R	-	95/95 dB SPL
Total harmonic distortion (Input 70 dB SPL)	500 Hz	< 2 %	< 2 %
	800 Hz	2.4 %	< 2 %
	1600 Hz	< 2 %	< 2 %
Equivalent input noise level (A)	Omni	25 dB SPL	18 dB SPL
	Dir	33 dB SPL	25 dB SPL
Battery consumption	Quiescent	1.0 mA	1.0 mA
	Typical	1.1 mA	1.2 mA

Battery life, calculated, hours*

130

Size 312 (IEC PR41)

IRIL (IEC 60118-13-2011)

800/1400/2000 MHz: 19/41/36 dB SPL

* Based on the standardized battery consumption measurement (IEC 60118-0). The actual battery life depends on battery quality, use pattern, active feature set, hearing loss and sound environment

RITE 100 OTICON ALTA2 PRO TI



Scale 1:1

Technical information
Omnidirectional mode is used unless otherwise stated.

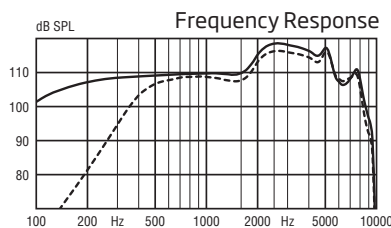
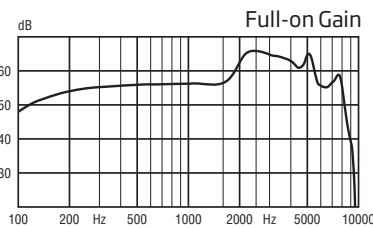
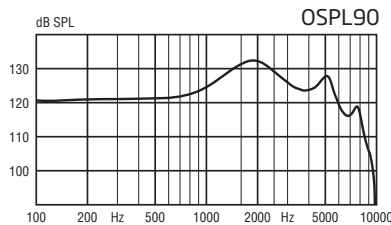
Warning to the instrument dispenser

The maximum output capability of the hearing instrument may exceed 132 dB SPL (IEC 711). Special care should be exercised in selecting and fitting the instrument as there may be risk of impairing the remaining hearing of the hearing instrument user.

100

EAR SIMULATOR

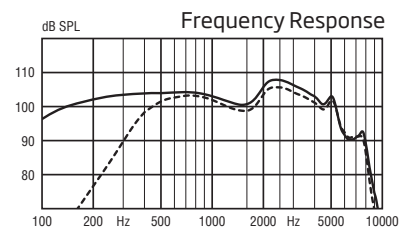
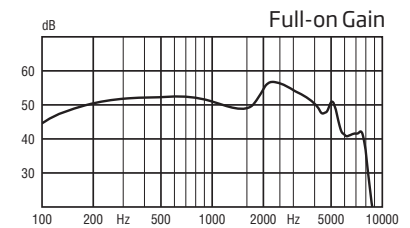
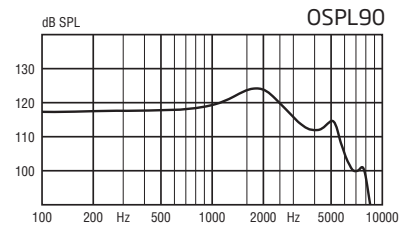
Measured according to IEC 60118-0 (1983) and 60711 (1981) and DIN 45605.



— Acoustic input: 60 dB SPL
- - - Magnetic input: 31.6 mA/m

2CC COUPLER

Measured according to ANSI S3.22 (2003) and S3.7 (1995), IEC 60118-7 (2005) and IEC 60318-5 (2006).



— Acoustic input: 60 dB SPL
- - - Magnetic input: 31.6 mA/m

OSPL90	Peak	132 dB SPL	124 dB SPL
	1600 Hz	131 dB SPL	124 dB SPL
	Average	126 dB SPL	121 dB SPL
Full-on gain	Peak	66 dB	57 dB
	1600 Hz	56 dB	49 dB
	Average	58 dB	52 dB
Reference test gain		50 dB	44 dB
Frequency range		100-8700 Hz	100-8100 Hz
Telecoil output (1600 Hz)	1 mA/m field	85 dB SPL	-
	10 mA/m field	105 dB SPL	-
	SPLITS L/R	-	101/101 dB SPL
Total harmonic distortion	500 Hz	2.5 %	<2 %
(Input 70 dB SPL)	800 Hz	<2 %	<2 %
	1600 Hz	<2 %	<2 %
Equivalent input noise level (A)	Omni	22 dB SPL	16 dB SPL
	Dir	30 dB SPL	25 dB SPL
Battery consumption	Quiescent	1.0 mA	1.0 mA
	Typical	1.1 mA	1.3 mA

Battery life, calculated, hours*

130

Size 312 (IEC PR41)

IRIL (IEC 60118-13-2011)

800/1400/2000 MHz: <17/49/39 dB SPL

* Based on the standardized battery consumption measurement (IEC 60118-0). The actual battery life depends on battery quality, use pattern, active feature set, hearing loss and sound environment

BTE13 85 OTICON ALTA2 PRO TI

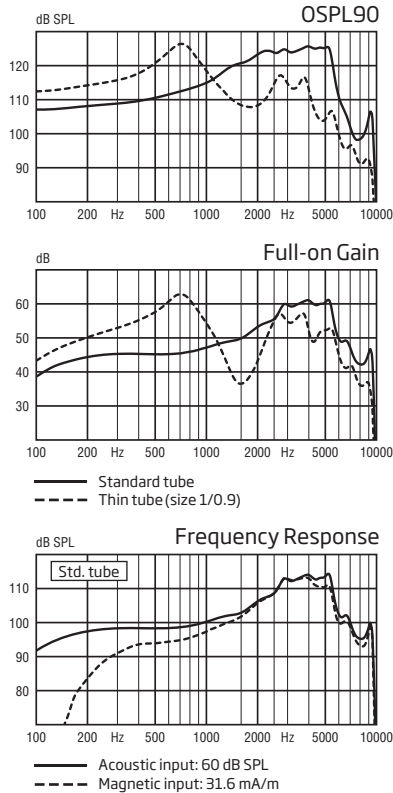


Technical information
Omnidirectional mode is used unless otherwise stated.

85

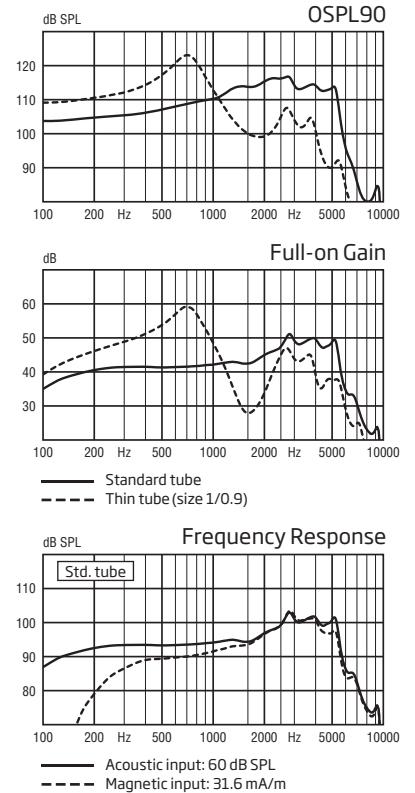
EAR SIMULATOR

Measured according to IEC 60118-0 (1983) and 60711 (1981) and DIN 45605.



2CC COUPLER

Measured according to ANSI S3.22 (2003) and S3.7 (1995), IEC 60118-7 (2005) and IEC 60318-5 (2006).



OSPL90	Peak	126 (126*) dB SPL	117 (123*) dB SPL
	1600 Hz	121 (108*) dB SPL	114 (100*) dB SPL
	Average	116 (116*) dB SPL	113 (106*) dB SPL
Full-on gain	Peak	61 (63*) dB	51 (59*) dB
	1600 Hz	50 (36*) dB	43 (28*) dB
	Average	49 (52*) dB	44 (41*) dB
Reference test gain		43 dB	36 dB
Frequency range		100-9500 Hz	100-7700 Hz
Telecoil output (1600 Hz)	1 mA/m field	79 dB SPL	-
	10 mA/m field	99 dB SPL	-
	SPLITS L/R	-	94/94 dB SPL
Total harmonic distortion (Input 70 dB SPL)	500 Hz	<2%	<2%
	800 Hz	<2%	<2%
	1600 Hz	<2%	<2%
Equivalent input noise level (A)	Omni	23 dB SPL	18 dB SPL
	Dir	32 dB SPL	27 dB SPL
Battery consumption	Quiescent	1.1 mA	1.1 mA
	Typical	1.1 mA	1.1 mA

Battery life, calculated, hours**

240

Size 13 (IEC PR48)

IRIL (IEC 60118-13-2011)

800/1400/2000 MHz: 24/48/45 dB SPL

* For instruments fitted with Corda miniFit

** Based on the standardized battery consumption measurement (IEC 60118-0). The actual battery life depends on battery quality, use pattern, active feature set, hearing loss and sound environment



NOTES

Lined area for notes with 20 horizontal lines.

People First

People First is our promise
to empower people
to communicate freely,
interact naturally and
participate actively